



Financial report

May 2019

We always give

50%

to good causes



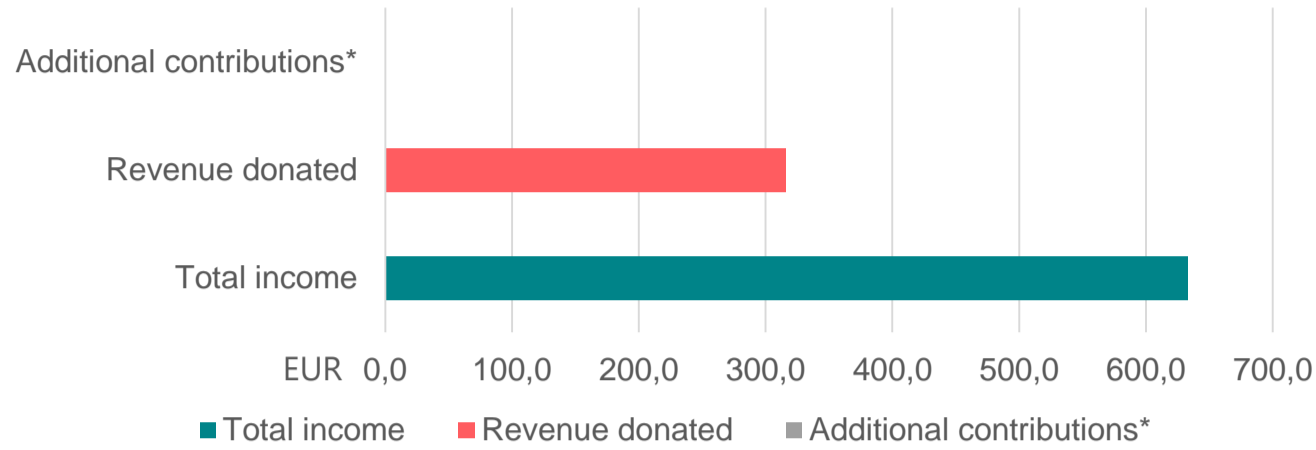
Donated to good causes

Donations are always a minimum of 50% of the gross revenue.

EUR 316

DKK 2.364

USD 353



Total income

The amount of money we earned

EUR 633

DKK 4.728

USD 706



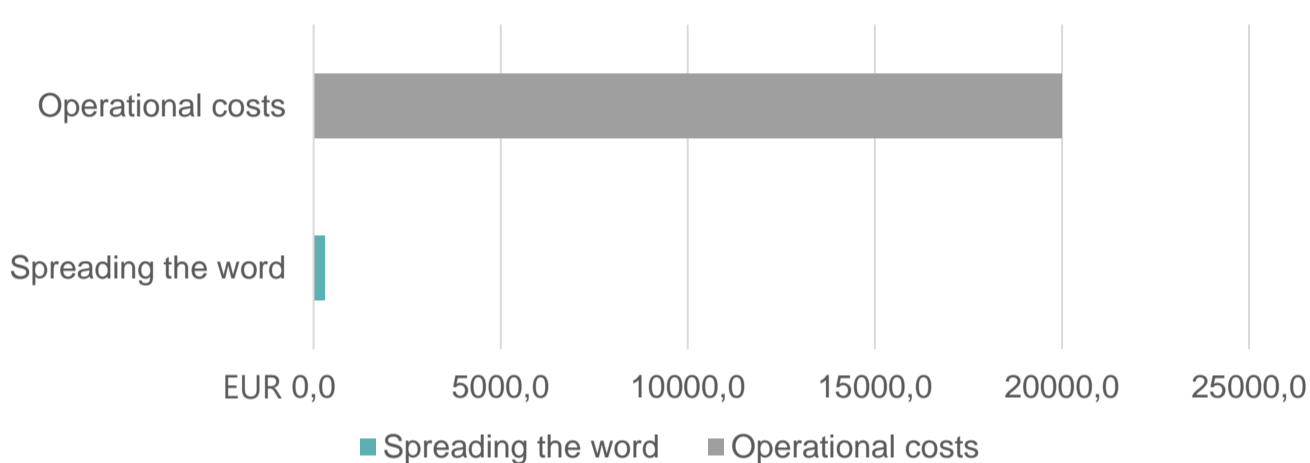
Costs and investments

We are a privately owned company. Investments come from our founder.

EUR 20.278

DKK 151.483

USD 22.643



Operational cost

The amount of money used for salaries, development, servers, office rental etc.

EUR 19.988

DKK 149.315

USD 22.319



Spreading the word

Online advertising, events and other marketing efforts.

EUR 290

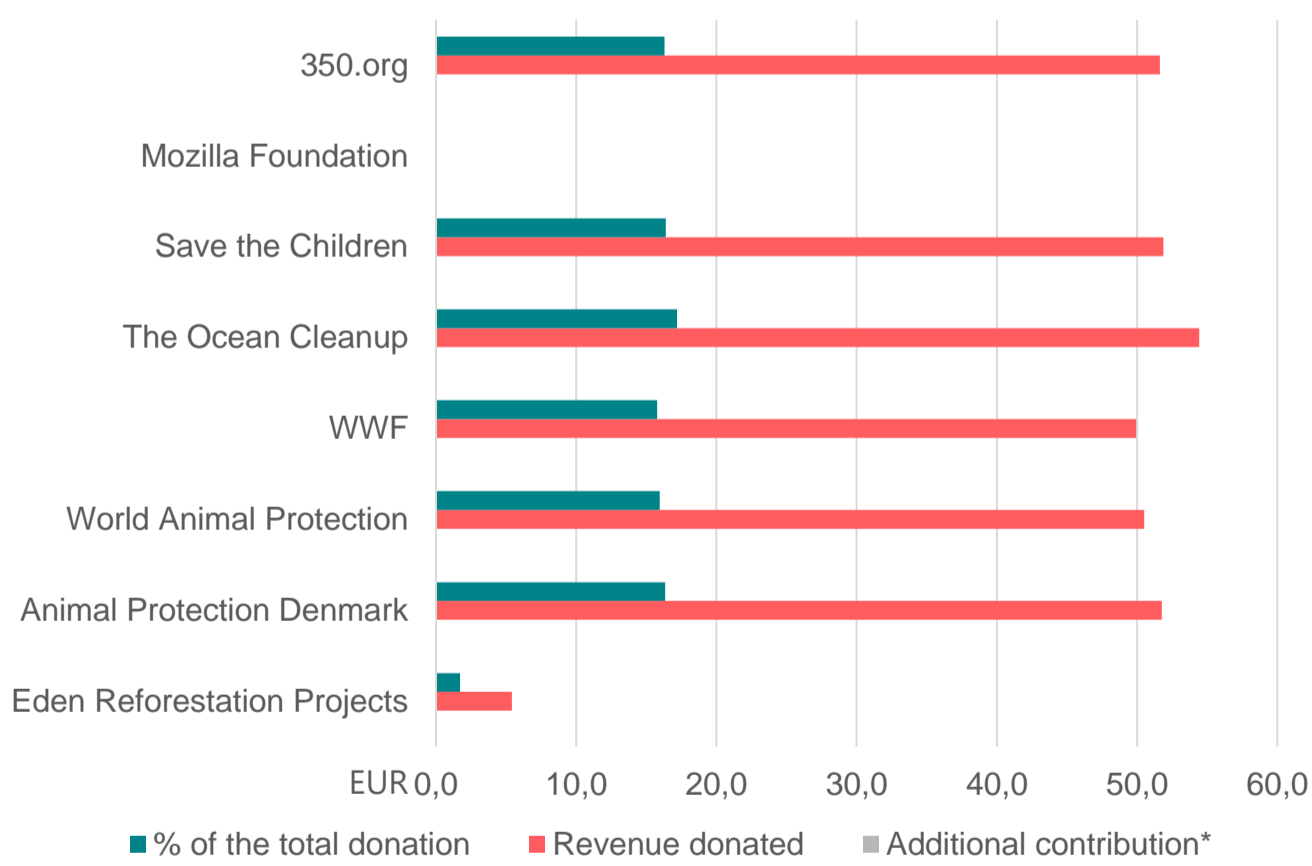
DKK 2.168

USD 324



Social Impact

Our users have selected to support these good causes.



Organization name	Additional donation	Revenue donated	% of donation
Eden Reforestation Projects		5,42	1,71
Animal Protection Denmark		51,76	16,35
World Animal Protection		50,51	15,96
WWF		49,94	15,78
The Ocean Cleanup		54,43	17,20
Save the Children		51,86	16,39
Mozilla Foundation		0,00	0,00
350.org		51,62	16,31

*) Contributions that are made as a part of our partnership with an organization.

Donations are paid quarterly or carried over to the next quarter if they are below €500.