



# Financial report

June 2019

We always give

**50%**

to good causes

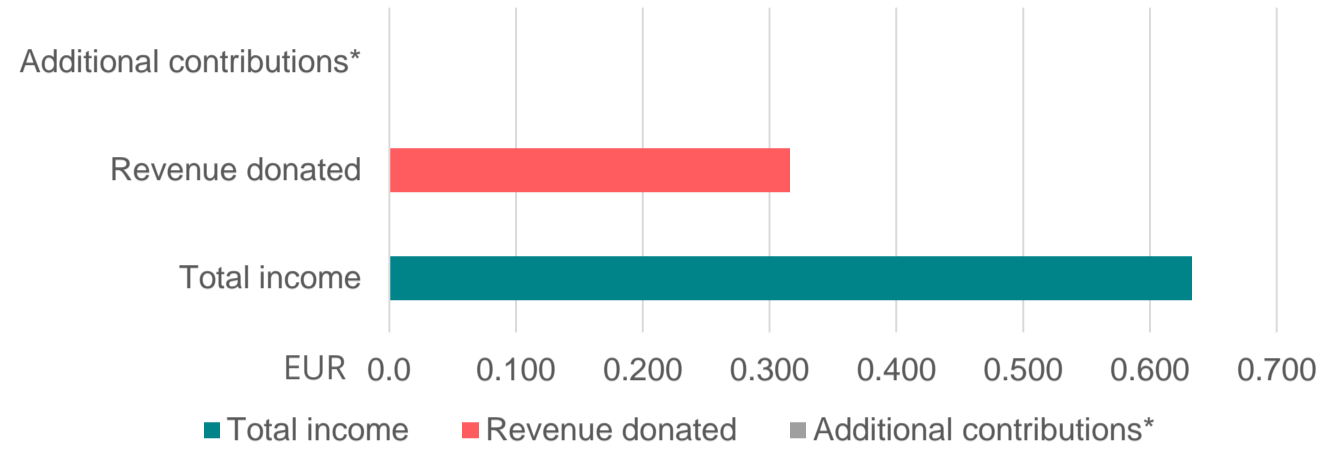


## Donated to good causes

Donations are always a minimum of 50% of the gross revenue.

**EUR 171**

DKK 1.277  
USD 192



## Total income

The amount of money we earned

**EUR 342**

DKK 2.554  
USD 384

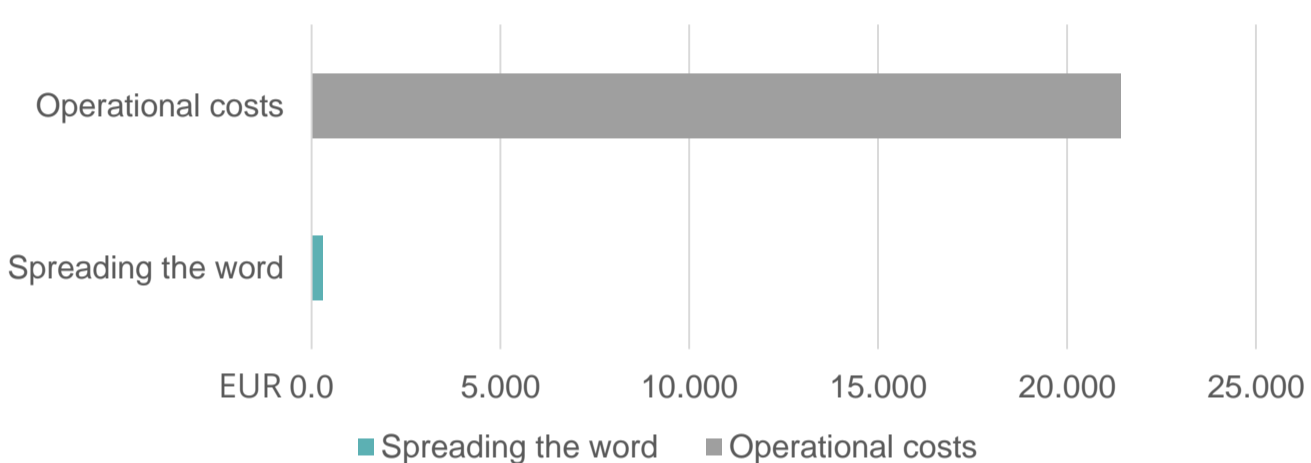


## Costs and investments

We are a privately owned company. Investments come from our founder.

**EUR 21.727**

DKK 162.299  
USD 24.406



## Operational cost

The amount of money used for salaries, development, servers, office rental etc.

**EUR 21.419**

DKK 160.003  
USD 24.060



## Spreading the word

Online advertising, events and other marketing efforts.

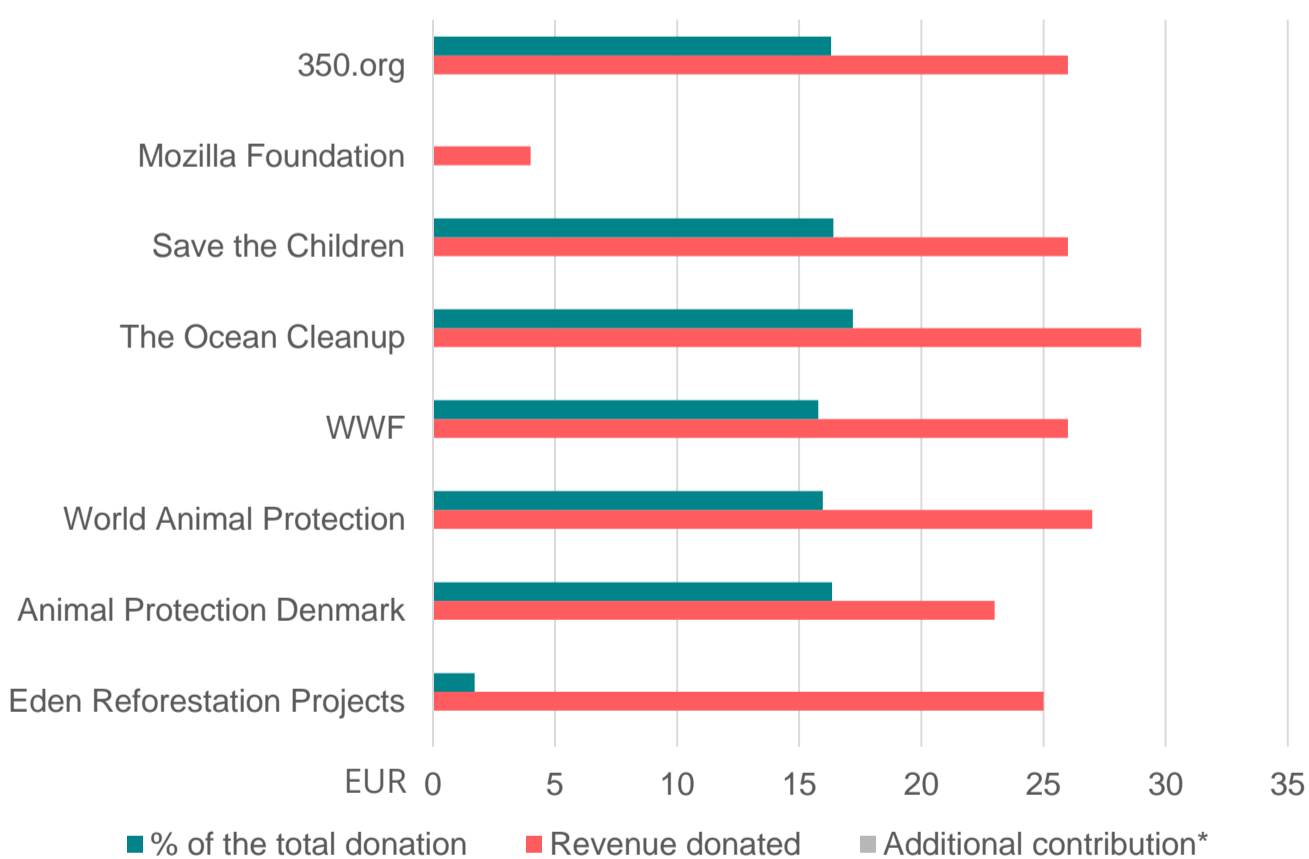
**EUR 307**

DKK 2.295  
USD 345



## Social Impact

Our users have selected to support these good causes.



Organization name	Additional donation	Revenue donated	% of donation
<a href="#">Eden Reforestation Projects</a>		22,62	13,23
<a href="#">Animal Protection Denmark</a>		23,42	13,70
<a href="#">World Animal Protection</a>		23,88	13,97
<a href="#">WWF</a>		23,34	13,65
<a href="#">The Ocean Cleanup</a>		26,14	15,29
<a href="#">Save the Children</a>		23,08	13,50
<a href="#">Mozilla Foundation</a>		3,89	2,27
<a href="#">350.org</a>		23,27	13,61

\*) Contributions that are made as a part of our partnership with an organization.

Donations are paid quarterly or carried over to the next quarter if they are below €500.