



# Financial report

July 2019

We always give

**50%**

to good causes



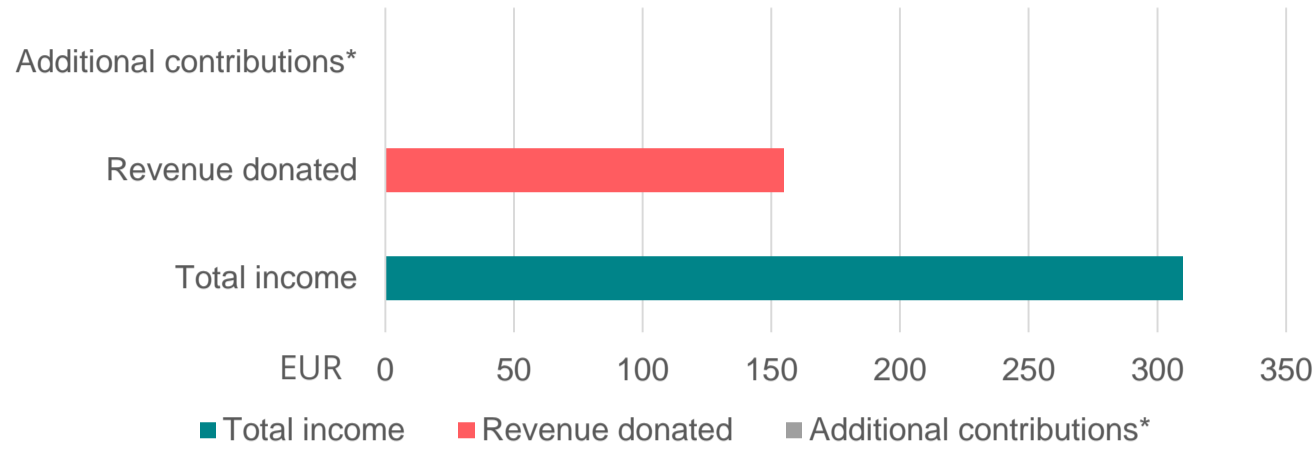
## Donated to good causes

Donations are always a minimum of 50% of the gross revenue.

**EUR 155**

DKK 1.159

USD 174



## Total income

The amount of money we earned

**EUR 310**

DKK 2.318

USD 348



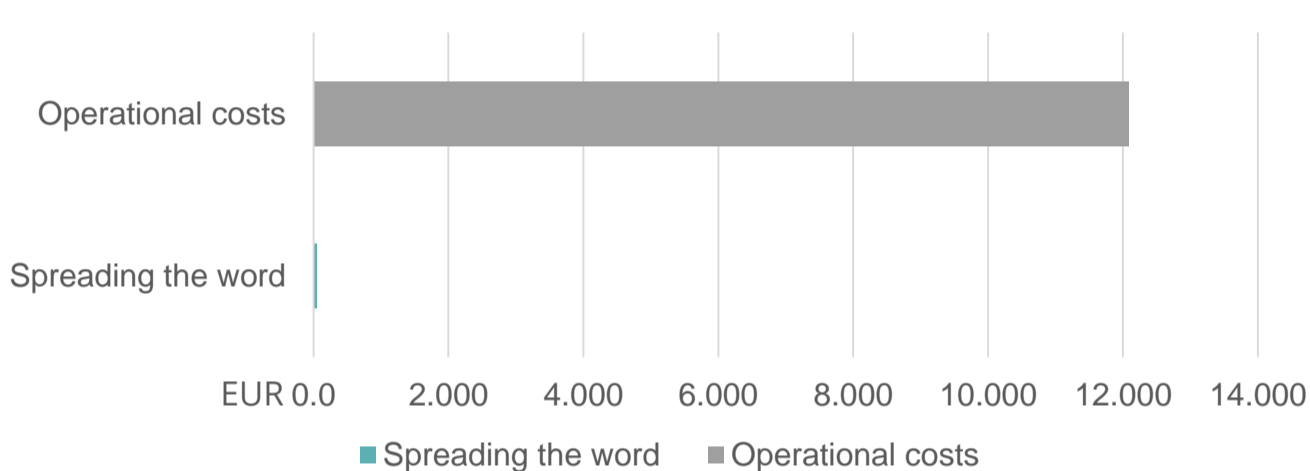
## Costs and investments

We are a privately owned company. Investments come from our founder.

**EUR 12.137**

DKK 90.665

USD 13.633



## Operational cost

The amount of money used for salaries, development, servers, office rental etc.

**EUR 12.084**

DKK 90.273

USD 13.574



## Spreading the word

Online advertising, events and other marketing efforts.

**EUR 53**

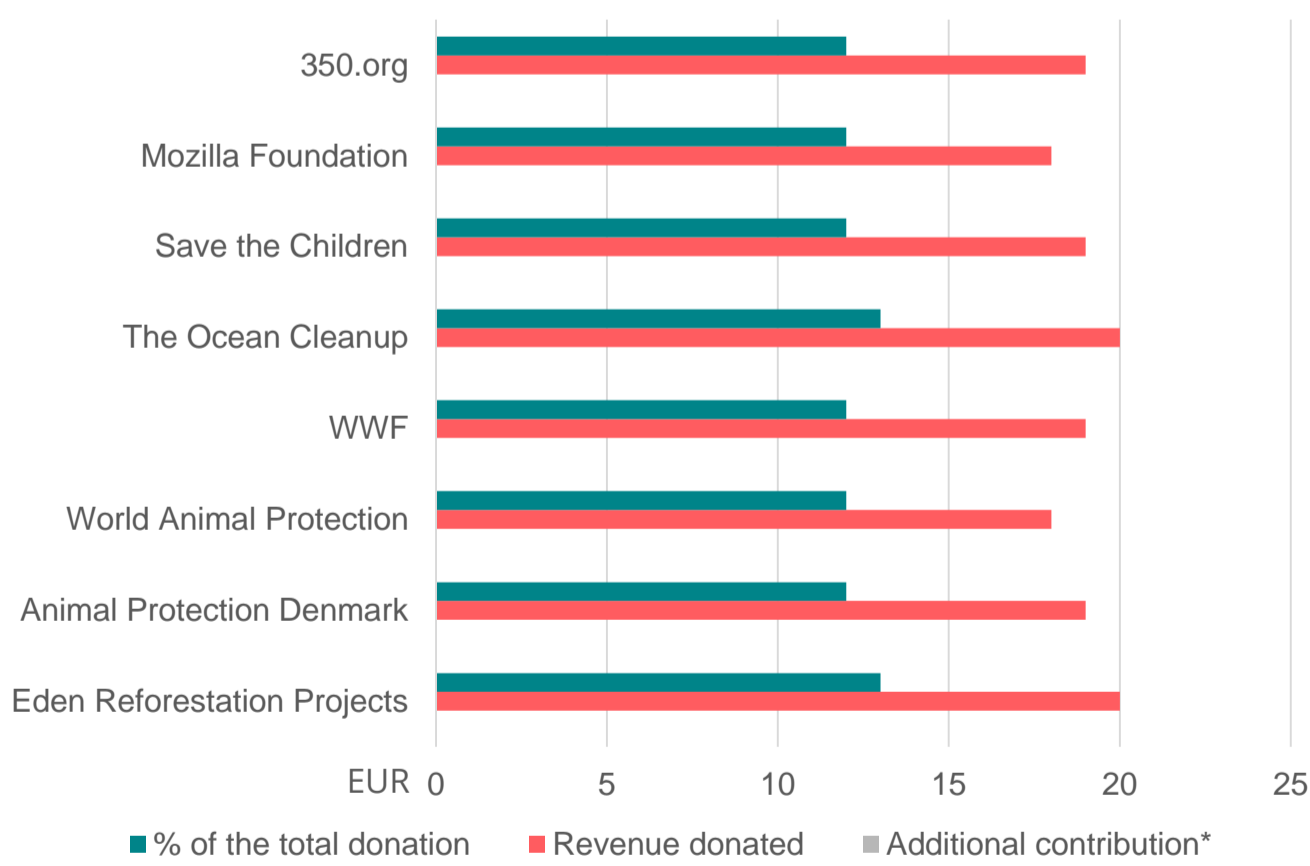
DKK 392

USD 59



## Social Impact

Our users have selected to support these good causes.



Organization name	Additional donation	Revenue donated	% of donation
<a href="#">Eden Reforestation Projects</a>		20	13,00
<a href="#">Animal Protection Denmark</a>		19	12,23
<a href="#">World Animal Protection</a>		19	12,03
<a href="#">WWF</a>		19	12,31
<a href="#">The Ocean Cleanup</a>		20	13,17
<a href="#">Save the Children</a>		19	12,22
<a href="#">Mozilla Foundation</a>		18	11,84
<a href="#">350.org</a>		19	12,30

\*) Contributions that are made as a part of our partnership with an organization.

Donations are paid quarterly or carried over to the next quarter if they are below €500.